



MANA

120V PENDANTS

location:
DAMP

SPECIFICATIONS:

DESCRIPTION

Cord-hung or stem-mount pendant with handcrafted double-glass diffuser.

LAMPING

Standard: 60W Medium-based 120V, lamp not included. Dimmable with standard incandescent dimmer (not included).

LED: 9W Replaceable source, 120V, dimmable, 80+ CRI, 3000°K CCT, 800 lumens, 30,000 hours. Lamp included.

DIFFUSER

Outer shade shall be handcrafted glass of various decors.

Inner shade shall be handcrafted glass in Opal Matte.

9" Dia. x 9" H

SUSPENSION

Cord-hung: 10' SVT-type cord, complete with 5" decorative sleeve at the socketholder. Jacket coordinates with metal finish. Plated stamped steel construction. Bronze or Satin Nickel. See next page for mult light options.

Stem-mount: 4 connectable stem sections (3", 6", 12" and 18" lengths) plus telescoping piece for up to 3" adjustment, 10' max. 5" Dia. canopy (with swivel) and stem sections are plated steel. Bronze or Satin Nickel.

MOUNTING

Installs directly to a 4" octagonal ceiling box. Suitable for sloped ceilings.

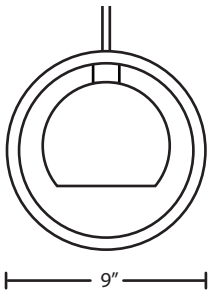
LABELS

UL or ETL Listed. Suitable for Damp Locations (interior use only).

Consult factory concerning lower wattage labeling for energy requirements.



TRANS. SMOKE/OPAL (MANASM) & CLEAR/OPAL (MANACL)



MANAAM
TRANS. AMBER/OPAL

MANABL
TRANS. BLUE/OPAL



Project Information:

For ordering information, see next page

All dimensions provided are nominal.
Allowance must be made for dimensional tolerance in handcrafted glasses.

REV 1/17



ORDERING:

CONNECTION	SHADE OPTIONS	LAMP OPTIONS	METAL FINISH	OPTIONS
Pendant Fixtures	MANAAM Trans. Amber/Opal	(blank) 60W Incan	BR Bronze	L 15' cord
1JC Dome Canopy	MANABL Trans. Blue/Opal	LED 9W LED 120V, dimmable	SN Satin Nickel	LW Low wattage labeling
1JT Flat Canopy	MANACL Clear/Opal			
	MANASM Trans. Smoke/Opal			

Stem Fixtures
1TT Flat Canopy

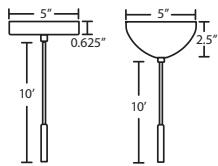
Multi light
J For Multi light Canopy

Multi light available
See options to right

Ex. 1JT-MANACL-SN
Mana Glass Pendant, Clear/Opal, Satin Nickel Finish

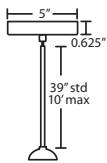
PENDANT OPTIONS:

1JT / 1JC / J MONOPOINT PENDANT CANOPY



- Flat (1JT) or Dome (1JC) Canopy styles. Dome style allows adjustment without cutting cord.
- "J" option is pendant less canopy for multipoint canopy (options to the right)
- Suitable for sloped ceilings
- Cord: 10' SVT, 5" sleeve at socketholder (V Series utilizes SJT-type)
- Bronze or Satin Nickel

1TT STEM PENDANT



- Swivel at canopy, suitable for sloped ceilings
- Includes telescoping section plus 4 connectable stem sections, (1x 3", 1x 6", 1x 12", 1x 18"), 10' max
- Bronze or Satin Nickel

ACCESSORIES:

ADDITIONAL STEM SECTIONS:

Additional connecting stems are available to increase overall length, up to 10' max. Telescoping adjustable section allows up to 3" movement.

- T20A-SN** or **T20A-BR** Adj. Section
- T203-SN** or **T203-BR** 3" Section
- T206-SN** or **T206-BR** 6" Section
- T212-SN** or **T212-BR** 12" Section
- T218-SN** or **T218-BR** 18" Section

LONGER CORD LENGTHS:

Longer cord length of 15' available. Add an "L" to the end of the item number, i.e. 1JC-169707-SNL.

LOW WATTAGE LABELING:

Incandescent fixture supplied with 16 watt relamp label. Add an "LW" to the end of the item number, i.e. 1JC-169707-SN-LW.

CORD SLEEVES:

If concealing the cord is desired, order our 0.25" dia. metal sleeves. Each sleeve is 18" long and may be field cut.

- T118-SN** Satin Nickel
- T118-BR** Bronze

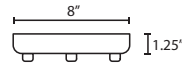
STEMHOOKS:

Suspension hooks allow cord drops to be placed wherever desired. Suitable for sloped ceilings.

- T103BR** Bronze
- T103SN** Satin Nickel

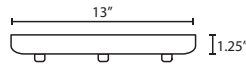
MULTIPOINT CANOPY OPTIONS:

T33X 3 LIGHT ROUND CANOPY



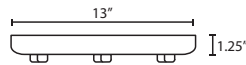
- Suitable for sloped ceilings
- Bronze or Satin Nickel
- 10" Dia. shades MAX, with staggered heights

T33XL 3 LIGHT LARGE ROUND CANOPY



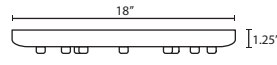
- Suitable for sloped ceilings
- Bronze or Satin Nickel
- 16" Dia. shades MAX, with staggered heights

T36X 6 LIGHT ROUND CANOPY



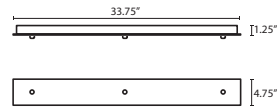
- Suitable for sloped ceilings
- Bronze or Satin Nickel
- 10" Dia. shades MAX, with staggered heights

T39X 9 LIGHT ROUND CANOPY



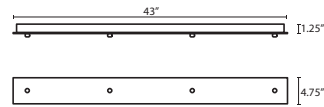
- Suitable for sloped ceilings
- Bronze or Satin Nickel
- 10" Dia. shades MAX, with staggered heights

T33V 3 LIGHT BAR CANOPY



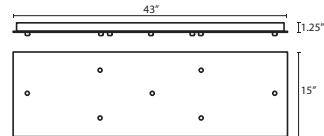
- Suitable for sloped ceilings
- Bronze or Satin Nickel
- 20" Dia. shades MAX, with staggered heights

T34V 4 LIGHT BAR CANOPY



- Suitable for sloped ceilings
- Bronze or Satin Nickel
- 20" Dia. shades MAX, with staggered heights

T37V 7 LIGHT BAR CANOPY



- Suitable for sloped ceilings
- Bronze or Satin Nickel
- 14" Dia. shades MAX, with staggered heights

HOW TO ORDER A MULTILIGHT FIXTURE

Order your canopy with the selected 120V multi light pendants (indicated by "B" or "J" prefix) for the complete fixture:

Example: 1x T33X-SN (3 Light Round Canopy)

1x J-MANAAM-SN (Mana Pendant in Trans. Amber/Opal)

1x J-MANACL-SN (Mana Pendant in Clear/Opal)

1x J-MANABL-SN (Mana Pendant in Trans. Blue/Opal)